

Series T & U

1.16", 29.46mm Center-to-Center Spacing

Current Rating: T: 125 amps, U: 250 amps

Voltage Rating: 600V CSA and UL

Breakdown Voltage:	T	U
Terminal - Terminal	11,000V Typ.	9,000V Typ.
Terminal - Ground	9,700V Typ.	9,600V Typ.



Recognized under the Components Program of
Underwriters Laboratories, Inc. Standard 1059,
Guide No. XCFR2, File No. E62557.



Guide No. 22.2 No. 158, Report No. LR39186-1.

No. of Terminals: T – 1 through 6
U – 1 through 4

Wire Range:

T – UL Recognized for No. 6AWG to No. 1/0AWG
U – UL Recognized for No. 6AWG to 250MCM

Tightening Torque:

T – 50 in.-lb.
U – 275 in.-lb.

Housing:

Material	Phenolic
Continuous Use	
Temp. (UL Index)	150°C (302°F)
Flammability Rating	UL 94 HB



TYPE T



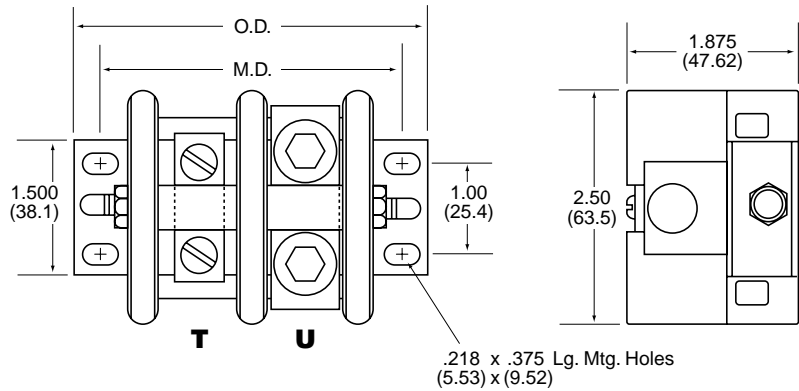
TYPE U

Features:

- **Heavy Load Termination Flexibility** – Designed for machine, switchboard and other heavy load terminations.
- **Tubular, High Pressure Solderless Connections** – Accommodates wire without lugging – tapped sidewalls for greater mechanical strength – electrolytically pure copper solderless connections provide 100% conductivity.
- **Readily Adaptable to Special Applications** – Can be used for branch circuit termination with simple modification of standard terminal plate.
- **Combined Style Design Capability** – All types can be combined with each other as well as with Types H and BT.
- **Recognition and Listing** – UL recognized and CSA certified.

Mechanical Drawing

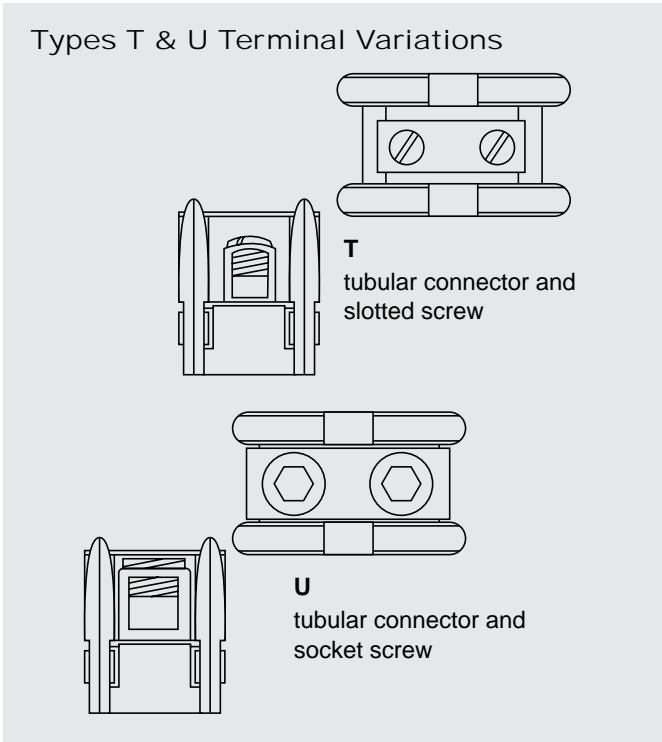
Types T & U Terminal Dimensions



NOTE: Lugs are not furnished with blocks
mm dim. are shown in parentheses
Dimensions shown are ± 0.030"


Number of Terminals	Mounting Dimensions		Overall Dimensions	
	Inches	Metric (mm)	Inches	Metric (mm)
1	2.183	55.46	2.683	68.16
2	3.342	84.88	3.842	97.58
3	4.500	114.31	5.000	127.01
4	5.659	143.73	6.159	156.43
5	6.817	173.16	7.317	185.86
6	7.976	202.59	8.476	215.29

Types T & U Terminal Variations



Terminal Designations

- T** Tubular copper with tapped sidewalls and headless slotted screw. Accepts wire from No. 6 AWG to No. 1/0AWG.
- U** Tubular copper with tapped sidewalls and headless socket screw. Accepts wire from No. 6AWG to 250MCM.



Types T & U Accessories

COVERS

Types T and U – Plain cover of 1/16" thick bakelite is fastened to block with two screws. Factory-assembled or customer-in-stalled.

To order, specify:

T – Part No. 268A157 – 1 thru 6 terminals (26829X000)

U – Part No. 268A157 – 1 thru 4 terminals (26829X000)

Part Number

How to Order

Types T and U terminal blocks are ordered by listing a composite number made up of the model designation followed by the number of terminals required for the application.

Example: a 4-pole terminal block becomes T-4 or U-4

When ordering combinations of both types, the composite number is made up of both model designations followed by total number of poles and number of each type. A composite of two T terminals followed by two U terminals thus is converted to stock number TU-4 (2T, 2U).

Combining these types with types L, O, S, H and BT would follow the same ordering format. (Note: When combined with types H or BT, a special adapter is required.)