




# Types L, O & S L – 1.16" (29.46mm), O – 1.86" (47.24mm),

High Voltage/Current

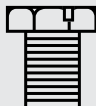
BARRIER STYLE



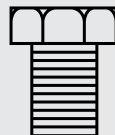
### Terminal Variations



**L**  
terminal bar and  
1/4" round-head  
screw, max.  
lug  
width – 27/32"



**O**  
terminal bar and  
5/16" slotted hex-  
headscrew, max.  
lug  
width – 3/4"



**S**  
terminal bar and  
3/8" slotted hex-  
headscrew, max.  
lug  
width – 1"

### Features:

- **Heavy Load Termination Flexibility** – Designed for machine, switchboard and other heavy load terminations.
- **Readily Adaptable to Special Applications** – Can be used for branch circuit termination with simple modification of standard terminal plate.
- **Combined Style Design Capability** – All types can be combined with each other as well as with Types H and BT.
- **Ratings and Wire Sizes to Match High Current Needs** – Type L is rated at 100A/600V, UL recognized for wire up to No. 1AWG. Type O is rated 125A/600, UL recognized for wire up to No. 1/0AWG. Type S is rated 225A/600V, UL recognized for wire up to No. 4/0AWG. (Note: UL requires the use of UL recognized lugs.)
- **Recognition and Listing** – UL recognized and CSA certified

### TERMINAL DESIGNATIONS

- L** Nickel-plated brass terminal bar with 1/4" – 20 plated round-head steel screws. Accepts wire up to No. 1AWG.
- O** Nickel-plated brass terminal bar with 5/16" – 18 plated slotted hex-head steel screws. Accepts wire up to No. 1/0AWG.
- S** Nickel-plated brass terminal bar with 3/8" plated hex-head steel screws. Accepts wire up to No. 4/0AWG.

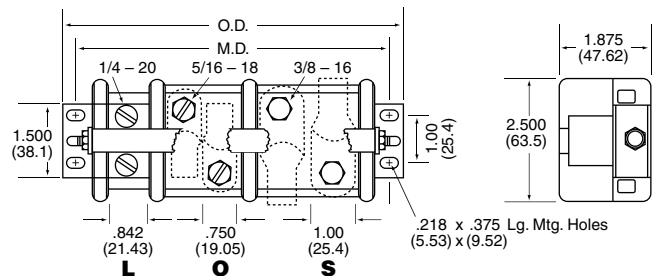


Recognized under the Components Program of Underwriters Laboratories, Inc. Standard 1059, Guide No. XCFR2, File No. E62557.



Guide No. 184-N-90, Report No. LR39186-1.

### Types L, O & S Terminal Dimensions



NOTE: Lugs are not finished with blocks mm dim. are shown in parentheses



## S – 2.42" (61.47mm) Center-to-Center Spacing

### Specifications:

#### Wire Range:

L – UL Recognized for No. 1AWG  
 O – UL Recognized for No. 1/0AWG  
 S – UL Recognized for No. 4/0AWG

**No. of Terminals:** L – 1 thru 12  
 O – 1 thru 4  
 S – 1 thru 4

**Voltage Rating:** 600V CSA and UL

**Tightening Torque:** L – 50 in.-lb.  
 O – 50 in.-lb.  
 S – 200 in.-lb.

**Current Rating:** L – 100A, O – 125A, S – 225A

#### Housing:

Material Phenolic  
 Continuous Use  
 Temp. (UL Index) 150°C (302°F)  
 Flammability Rating 94V-1  
 Water Absorption  
 (24 hrs. % wt. gain) 0.5%  
 Chemical Resistance Resistant to most organic solvents

**Breakdown Voltage:** L O S  
 Terminal - Terminal 11,000V Typ. 10,900V Typ. 10,400V Typ.  
 Terminal - Ground 9,700V Typ. 10,300V Typ. 10,500V Typ.

Note: Specifications contained herein are subject to change without notice.


### Series L, O & S Accessories

#### COVERS

Types T and U – Plain cover of 1/16" thick bakelite is permanently positioned to block with two screws. Factory-assembled or customer-installed.

To order, specify:

L – Part No. 268A158 – 1 thru 12 terminals  
 O – Part No. 268A159 – 1 thru 4 terminals  
 S – Part No. 268A160 – 1 thru 4 terminals



### How to Order

Types L, O and S terminal blocks are ordered by listing a model number made up of the series designation followed by the number of terminals required for the application.

Example: a 4-pole terminal block becomes L-4, O-4 or S-4

When ordering combinations of both types, the model number is made up of both series designations followed by total number of poles and number of each type. A model number of two L terminals followed by two O terminals thus is converted to stock number LO-4 (2L, 2O).

Combining these types with types T, U, S, H and BT would follow the same ordering format. (Note: When combined with types H or BT, a special adapter is required.)

#### Type L

Number of Terminals	Mounting Dimensions		Overall Dimensions	
	Inches	Metric (mm)	Inches	Metric (mm)
1	2.183	55.46	2.683	68.16
2	3.342	84.88	3.842	97.58
3	4.500	114.31	5.000	127.0
4	5.659	143.73	6.159	156.43
5	6.817	173.16	7.317	185.86
6	7.976	202.59	8.476	215.29
7	9.134	232.01	9.634	244.71
8	10.293	261.44	10.793	274.14
9	11.451	290.86	11.951	303.56
10	12.610	320.29	13.110	332.99
11	13.768	349.71	14.268	362.41
12	14.927	379.14	15.427	391.84

#### Type O

Number of Terminals	Mounting Dimensions		Overall Dimensions	
	Inches	Metric (mm)	Inches	Metric (mm)
1	2.880	73.16	3.380	85.86
2	4.736	120.29	5.236	132.99
3	6.591	167.42	7.091	180.12
4	8.447	214.55	8.947	227.25

#### Type S

Number of Terminals	Mounting Dimensions		Overall Dimensions	
	Inches	Metric (mm)	Inches	Metric (mm)
1	3.440	87.38	3.940	100.08
2	5.856	148.74	6.356	161.44
3	8.271	210.09	8.771	222.79
4	10.687	271.44	11.187	284.14

Dimensions shown are ± 0.030"

